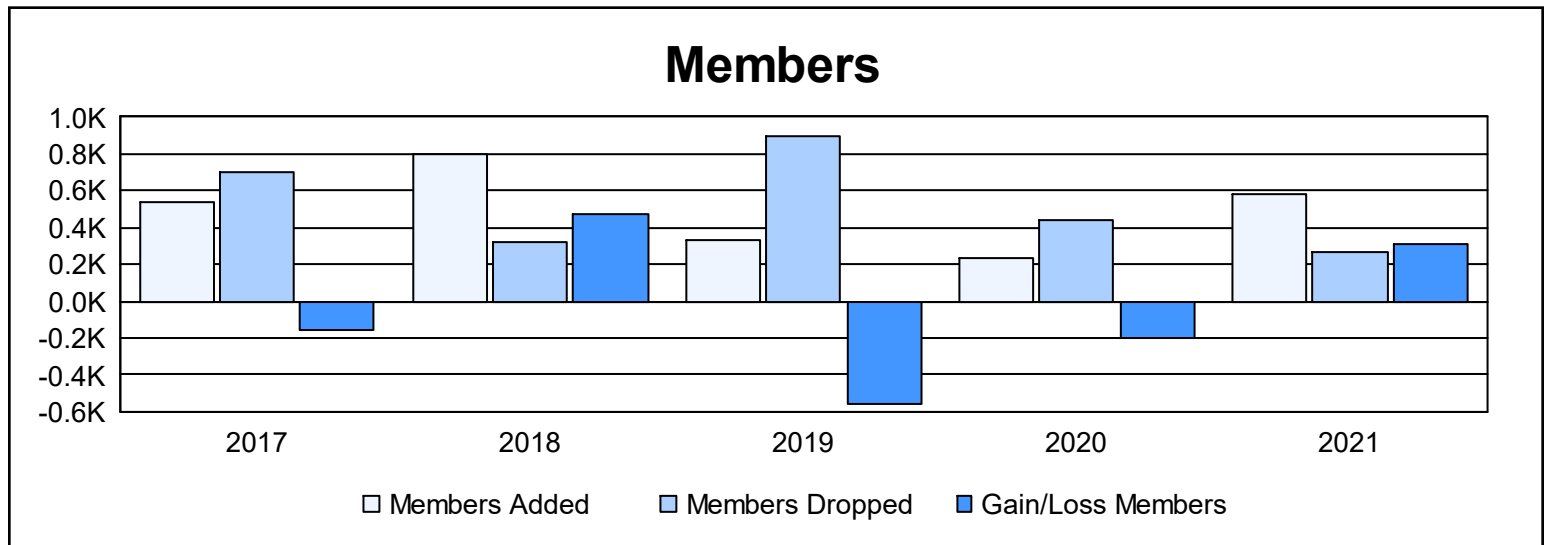
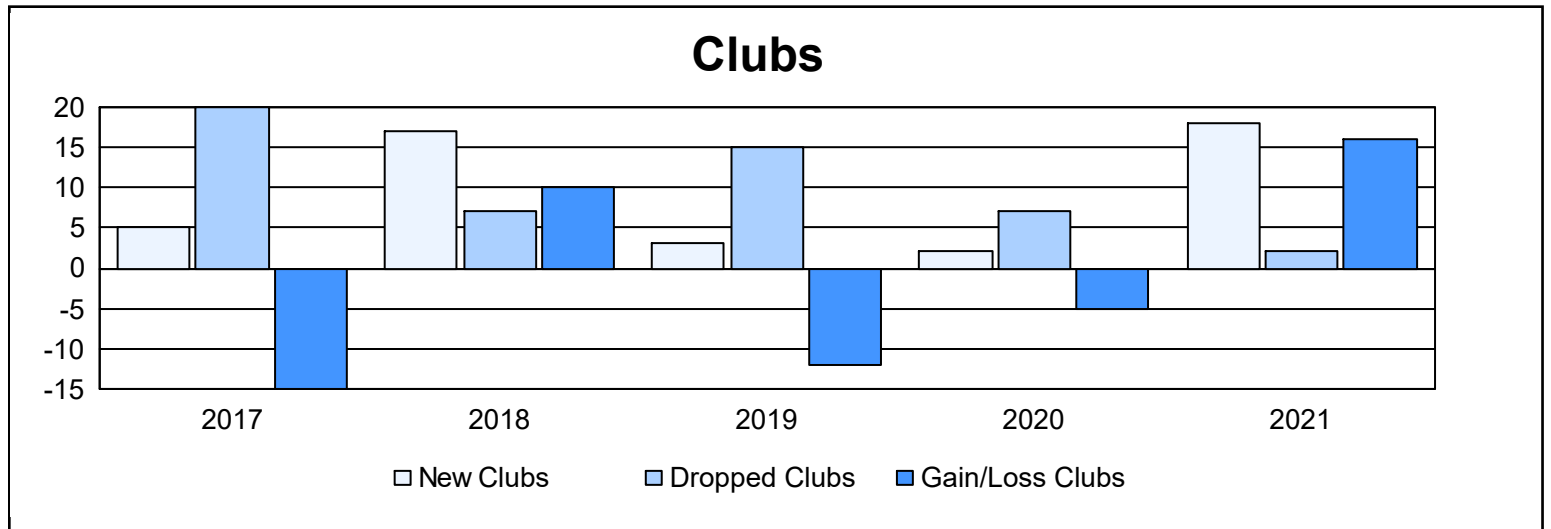
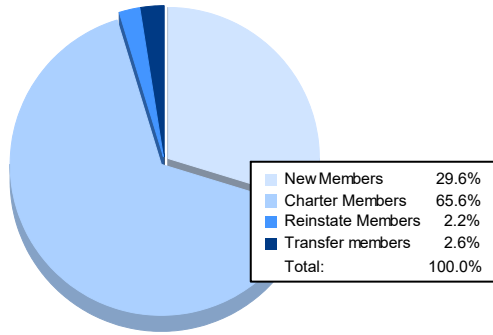


Year	New Clubs	Dropped Clubs	Gain/ Loss Clubs	New Members	Charter Members	Reinstate Members	Transfer Members	Total Member Added	Total Members Dropped	Gain/ Loss Members
2016-2017	5	20	-15	380	116	22	18	536	696	-160
2017-2018	17	7	10	369	357	54	19	799	324	475
2018-2019	3	15	-12	120	93	116	4	333	891	-558
2019-2020	2	7	-5	106	75	41	14	236	436	-200
2020-2021	18	2	16	171	379	13	15	578	272	306
<b>Average</b>	<b>9</b>	<b>10</b>	<b>-1</b>	<b>229</b>	<b>204</b>	<b>49</b>	<b>14</b>	<b>496</b>	<b>524</b>	<b>-27</b>



### Membership Composition June 2021 Cumulative



### Gender Composition June 2021 Cumulative

